

SISTEMA MUNICIPAL DIF BAHÍA DE BANDERAS ESTADO DE NAYARIT

Análítico Mensual de Egresos Devengados por Capítulo del Gasto al 30/jun./2023

(Cuentas con Movimientos)

(Cifras en pesos y centavos)

Fecha y 06/jul./2023

hora de Impresión 12:04 p.m.

sr: ANA CELIA

op: rptAnalíticoPfeSupuestoEgresos

Objeto del Gasto	Presupuesto Vigente	Ene	Feb	Mar	Abr	May	Jun	Jul	Ago	Sep	Oct	Nov	Dic	Total	Diferencia (Vigente - Total)
0 SERVICIOS PERSONALES	\$30,685,265.23	\$2,334,388.12	\$1,902,682.01	\$2,204,435.53	\$2,077,366.90	\$2,250,244.96	\$3,388,999.17	\$0.00	\$0.00	\$0.00	\$0.00	\$0.00	\$0.00	\$14,158,114.69	\$16,527,150.54
00 REMUNERACIONES AL PERSONAL DE C/	\$14,403,214.43	\$1,139,633.63	\$1,088,073.96	\$1,208,385.77	\$1,158,879.82	\$1,147,127.77	\$1,157,730.12	\$0.00	\$0.00	\$0.00	\$0.00	\$0.00	\$0.00	\$6,899,831.07	\$7,503,383.36
10 SUELDOS BASE AL PERSONAL PERMAN	\$14,403,214.43	\$1,139,633.63	\$1,088,073.96	\$1,208,385.77	\$1,158,879.82	\$1,147,127.77	\$1,157,730.12	\$0.00	\$0.00	\$0.00	\$0.00	\$0.00	\$0.00	\$6,899,831.07	\$7,503,383.36
11 SUELDOS AL PERSONAL DE BASE	\$2,811,269.33	\$234,270.55	\$233,693.20	\$228,365.80	\$234,274.49	\$234,272.71	\$235,609.67	\$0.00	\$0.00	\$0.00	\$0.00	\$0.00	\$0.00	\$1,400,486.42	\$1,410,782.91
12 SUELDOS AL PERSONAL DE CONFIANZA/	\$11,508,945.10	\$905,363.08	\$854,380.76	\$980,019.97	\$924,605.33	\$912,855.06	\$922,120.45	\$0.00	\$0.00	\$0.00	\$0.00	\$0.00	\$0.00	\$5,499,344.65	\$6,009,600.45
16 AJUSTE DE CALENDARIO	\$83,000.00	\$0.00	\$0.00	\$0.00	\$0.00	\$0.00	\$0.00	\$0.00	\$0.00	\$0.00	\$0.00	\$0.00	\$0.00	\$0.00	\$83,000.00
10 REMUNERACIONES AL PERSONAL DE C/	\$4,976,024.67	\$336,310.48	\$334,216.25	\$413,781.64	\$369,853.09	\$424,070.10	\$412,700.46	\$0.00	\$0.00	\$0.00	\$0.00	\$0.00	\$0.00	\$2,290,932.02	\$2,685,092.65
10 HONORARIOS ASIMILABLES A SALARIO/	\$358,000.00	\$9,800.00	\$9,200.00	\$33,000.00	\$5,800.00	\$20,400.00	\$26,600.00	\$0.00	\$0.00	\$0.00	\$0.00	\$0.00	\$0.00	\$104,800.00	\$253,200.00
11 CONTRATOS POR HONORARIOS ASIMIL	\$358,000.00	\$9,800.00	\$9,200.00	\$33,000.00	\$5,800.00	\$20,400.00	\$26,600.00	\$0.00	\$0.00	\$0.00	\$0.00	\$0.00	\$0.00	\$104,800.00	\$253,200.00
10 SUELDOS BASE AL PERSONAL EVENTU/	\$4,618,024.67	\$326,510.48	\$325,016.25	\$380,781.64	\$364,053.09	\$403,670.10	\$386,100.46	\$0.00	\$0.00	\$0.00	\$0.00	\$0.00	\$0.00	\$2,186,132.02	\$2,431,892.65
10 SUELDOS AL PERSONAL EVENTUAL	\$4,618,024.67	\$326,510.48	\$325,016.25	\$380,781.64	\$364,053.09	\$403,670.10	\$386,100.46	\$0.00	\$0.00	\$0.00	\$0.00	\$0.00	\$0.00	\$2,186,132.02	\$2,431,892.65
10 REMUNERACIONES ADICIONALES Y ESP	\$8,801,026.13	\$606,795.46	\$286,240.61	\$393,795.56	\$371,174.57	\$335,584.51	\$1,475,105.29	\$0.00	\$0.00	\$0.00	\$0.00	\$0.00	\$0.00	\$3,468,696.00	\$5,332,330.13
10 PRIMAS DE VACACIONES, DOMINICAL Y	\$4,604,353.55	\$343,054.34	\$8,354.49	\$124,120.44	\$18,835.57	\$46,503.39	\$1,176,564.17	\$0.00	\$0.00	\$0.00	\$0.00	\$0.00	\$0.00	\$1,717,432.40	\$2,886,921.15
11 PRIMAS DE VACACIONES	\$1,025,741.16	\$213.29	\$3,888.30	\$121,306.73	\$6,480.02	\$11,158.47	\$230,752.81	\$0.00	\$0.00	\$0.00	\$0.00	\$0.00	\$0.00	\$373,799.62	\$651,941.54
33 GRATIFICACIÓN DE FIN DE AÑO	\$3,578,612.39	\$342,841.05	\$4,466.19	\$2,813.71	\$12,355.55	\$35,344.92	\$945,811.36	\$0.00	\$0.00	\$0.00	\$0.00	\$0.00	\$0.00	\$1,343,632.78	\$2,234,979.61
00 COMPENSACIONES	\$4,196,672.58	\$263,741.12	\$277,886.12	\$269,675.12	\$352,339.00	\$289,081.12	\$298,541.12	\$0.00	\$0.00	\$0.00	\$0.00	\$0.00	\$0.00	\$1,751,263.60	\$2,445,408.98
01 COMPENSACIONES ORDINARIAS	\$3,740,053.44	\$259,741.12	\$234,067.12	\$239,204.12	\$274,184.12	\$275,621.12	\$277,021.12	\$0.00	\$0.00	\$0.00	\$0.00	\$0.00	\$0.00	\$1,559,838.72	\$2,180,214.72
02 COMPENSACIONES EXTRAORDINARIAS	\$456,619.14	\$4,000.00	\$43,819.00	\$30,471.00	\$78,154.88	\$13,460.00	\$21,520.00	\$0.00	\$0.00	\$0.00	\$0.00	\$0.00	\$0.00	\$191,424.88	\$265,194.26
00 OTRAS PRESTACIONES SOCIALES Y ECC	\$2,505,000.00	\$251,646.55	\$194,151.19	\$188,472.56	\$177,459.42	\$343,462.58	\$343,463.30	\$0.00	\$0.00	\$0.00	\$0.00	\$0.00	\$0.00	\$1,498,655.60	\$1,006,344.40
00 CUOTAS PARA EL FONDO DE AHORRO `	\$376,000.00	\$26,642.76	\$26,886.18	\$26,223.81	\$27,157.89	\$26,209.47	\$26,442.22	\$0.00	\$0.00	\$0.00	\$0.00	\$0.00	\$0.00	\$159,562.33	\$216,437.67
01 CUOTAS PARA EL FONDO DE AHORRO `	\$376,000.00	\$26,642.76	\$26,886.18	\$26,223.81	\$27,157.89	\$26,209.47	\$26,442.22	\$0.00	\$0.00	\$0.00	\$0.00	\$0.00	\$0.00	\$159,562.33	\$216,437.67
00 PRESTACIONES CONTRACTUALES	\$2,107,000.00	\$225,003.79	\$167,265.01	\$162,248.75	\$150,301.53	\$317,253.11	\$317,021.08	\$0.00	\$0.00	\$0.00	\$0.00	\$0.00	\$0.00	\$1,339,093.27	\$767,906.73
01 PRESTACIONES AL PERSONAL DE BASE	\$2,107,000.00	\$225,003.79	\$167,265.01	\$162,248.75	\$150,301.53	\$317,253.11	\$317,021.08	\$0.00	\$0.00	\$0.00	\$0.00	\$0.00	\$0.00	\$1,339,093.27	\$767,906.73
00 OTRAS PRESTACIONES SOCIALES Y EC	\$22,000.00	\$0.00	\$0.00	\$0.00	\$0.00	\$0.00	\$0.00	\$0.00	\$0.00	\$0.00	\$0.00	\$0.00	\$0.00	\$0.00	\$22,000.00
01 OTRAS PRESTACIONES SOCIALES Y EC	\$22,000.00	\$0.00	\$0.00	\$0.00	\$0.00	\$0.00	\$0.00	\$0.00	\$0.00	\$0.00	\$0.00	\$0.00	\$0.00	\$0.00	\$22,000.00
100 MATERIALES Y SUMINISTROS	\$8,681,137.61	\$186,065.26	\$727,629.88	\$531,691.53	\$367,618.85	\$293,569.00	\$646,615.00	\$0.00	\$0.00	\$0.00	\$0.00	\$0.00	\$0.00	\$2,753,189.52	\$5,927,948.09
100 MATERIALES DE ADMINISTRACIÓN, EMIS	\$2,325,500.00	\$64,285.16	\$144,444.65	\$110,140.22	\$167,898.30	\$71,077.88	\$258,224.46	\$0.00	\$0.00	\$0.00	\$0.00	\$0.00	\$0.00	\$816,070.67	\$1,509,429.33
100 MATERIALES, ÚTILES Y EQUIPOS MENO	\$891,500.00	\$11,211.18	\$70,223.70	\$52,592.33	\$97,833.78	\$45,979.53	\$25,509.87	\$0.00	\$0.00	\$0.00	\$0.00	\$0.00	\$0.00	\$303,350.39	\$588,149.61
101 MATERIALES PARA SERVICIO EN GENEI	\$229,500.00	\$4,487.20	\$13,200.51	\$21,951.31	\$5,220.13	\$2,683.90	\$12,706.81	\$0.00	\$0.00	\$0.00	\$0.00	\$0.00	\$0.00	\$60,249.86	\$169,250.14
102 ARTÍCULOS Y MATERIAL DE OFICINA	\$408,000.00	\$192.00	\$29,915.04	\$11,535.96	\$37,801.98	\$25,099.90	\$6,021.61	\$0.00	\$0.00	\$0.00	\$0.00	\$0.00	\$0.00	\$110,566.49	\$297,433.51
103 MATERIALES DE FERRETERÍA PARA OF	\$8,000.00	\$0.00	\$0.00	\$0.00	\$0.00	\$0.00	\$0.00	\$0.00	\$0.00	\$0.00	\$0.00	\$0.00	\$0.00	\$0.00	\$8,000.00
104 MATERIAL PARA MANTENIMIENTO DE L/	\$16,000.00	\$0.00	\$0.00	\$0.00	\$0.00	\$0.00	\$0.00	\$0.00	\$0.00	\$0.00	\$0.00	\$0.00	\$0.00	\$0.00	\$16,000.00
106 PRODUCTOS DE PAPEL Y HULE PARA U	\$230,000.00	\$6,531.98	\$27,108.15	\$19,105.06	\$54,811.87	\$18,195.73	\$6,781.45	\$0.00	\$0.00	\$0.00	\$0.00	\$0.00	\$0.00	\$132,534.04	\$97,465.96
200 MATERIALES Y ÚTILES DE IMPRESIÓN Y	\$15,000.00	\$0.00	\$0.00	\$0.00	\$0.00	\$0.00	\$0.00	\$0.00	\$0.00	\$0.00	\$0.00	\$0.00	\$0.00	\$0.00	\$15,000.00
202 MATERIAL PARA USO FOTOGRÁFICO Y I	\$15,000.00	\$0.00	\$0.00	\$0.00	\$0.00	\$0.00	\$0.00	\$0.00	\$0.00	\$0.00	\$0.00	\$0.00	\$0.00	\$0.00	\$15,000.00
400 MATERIALES, ÚTILES Y EQUIPOS MENO	\$177,000.00	\$16,308.00	\$4,169.00	\$4,426.00	\$10,981.99	\$540.00	\$3,836.63	\$0.00	\$0.00	\$0.00	\$0.00	\$0.00	\$0.00	\$40,259.62	\$136,740.38
401 SUMINISTROS INFORMÁTICOS	\$177,000.00	\$16,308.00	\$4,169.00	\$4,426.00	\$10,981.99	\$540.00	\$3,836.63	\$0.00	\$0.00	\$0.00	\$0.00	\$0.00	\$0.00	\$40,259.62	\$136,740.38
500 MATERIAL IMPRESO E INFORMACIÓN DI	\$123,000.00	\$150.00	\$22,391.48	\$87.50	\$150.00	\$0.00	\$4,510.04	\$0.00	\$0.00	\$0.00	\$0.00	\$0.00	\$0.00	\$27,289.02	\$95,710.98
501 ARTÍCULOS DIVERSOS DE CARÁCTER C	\$35,000.00	\$0.00	\$0.00	\$0.00	\$0.00	\$0.00	\$0.00	\$0.00	\$0.00	\$0.00	\$0.00	\$0.00	\$0.00	\$0.00	\$35,000.00
503 MATERIAL DE COMUNICACIÓN	\$33,000.00	\$0.00	\$0.00	\$0.00	\$0.00	\$0.00	\$4,006.64	\$0.00	\$0.00	\$0.00	\$0.00	\$0.00	\$0.00	\$4,006.64	\$28,993.36



jr: ANA CELIA
 rpt: rptAnalíticoPresupuestoEgresos

SISTEMA MUNICIPAL DIF BAHÍA DE BANDERAS ESTADO DE NAYARIT

Analítico Mensual de Egresos Devengados por Capítulo del Gasto al 30/jun./2023

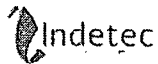
(Cuentas con Movimientos)

(Cifras en pesos y centavos)

Fecha y 06/jul./2023

hora de Impresión 12:04 p. m.

Objeto del Gasto	Presupuesto Vigente	Ene	Feb	Mar	Abr	May	Jun	Jul	Ago	Sep	Oct	Nov	Dic	Total	Diferencia (Vigente - Total)
4 PRODUCTOS IMPRESOS EN PAPEL	\$55,000.00	\$150.00	\$22,391.48	\$87.50	\$150.00	\$0.00	\$503.40	\$0.00	\$0.00	\$0.00	\$0.00	\$0.00	\$0.00	\$23,282.38	\$31,717.62
0 MATERIAL DE LIMPIEZA	\$570,000.00	\$35,883.98	\$33,398.70	\$29,451.07	\$20,168.75	\$16,992.92	\$35,764.93	\$0.00	\$0.00	\$0.00	\$0.00	\$0.00	\$0.00	\$171,660.35	\$398,339.65
1 MATERIALES Y ARTICULOS DE LIMPIEZA	\$346,000.00	\$20,238.48	\$24,538.51	\$24,170.79	\$16,446.97	\$12,513.69	\$29,364.86	\$0.00	\$0.00	\$0.00	\$0.00	\$0.00	\$0.00	\$127,273.30	\$218,726.70
12 PRODUCTOS DE PAPEL PARA LIMPIEZA	\$156,500.00	\$15,266.50	\$8,160.01	\$5,280.28	\$3,721.78	\$3,970.23	\$6,162.68	\$0.00	\$0.00	\$0.00	\$0.00	\$0.00	\$0.00	\$42,561.48	\$113,938.52
13 PRODUCTOS TEXTILES PARA LIMPIEZA	\$67,500.00	\$379.00	\$700.18	\$0.00	\$0.00	\$509.00	\$237.39	\$0.00	\$0.00	\$0.00	\$0.00	\$0.00	\$0.00	\$1,825.57	\$65,674.43
10 MATERIALES Y ÚTILES DE ENSEÑANZA	\$549,000.00	\$734.00	\$14,261.77	\$23,583.32	\$38,763.78	\$7,565.43	\$188,602.99	\$0.00	\$0.00	\$0.00	\$0.00	\$0.00	\$0.00	\$273,511.29	\$275,488.71
11 MATERIALES PARA ENSEÑANZA	\$549,000.00	\$734.00	\$14,261.77	\$23,583.32	\$38,763.78	\$7,565.43	\$188,602.99	\$0.00	\$0.00	\$0.00	\$0.00	\$0.00	\$0.00	\$273,511.29	\$275,488.71
10 ALIMENTOS Y UTENSILIOS	\$1,662,000.00	\$37,089.32	\$180,256.14	\$140,098.53	\$70,199.94	\$148,564.35	\$121,889.49	\$0.00	\$0.00	\$0.00	\$0.00	\$0.00	\$0.00	\$698,107.77	\$863,892.23
10 PRODUCTOS ALIMENTICIOS PARA PERSONAS	\$1,418,500.00	\$36,451.32	\$178,428.43	\$139,425.73	\$66,270.94	\$147,273.74	\$119,590.50	\$0.00	\$0.00	\$0.00	\$0.00	\$0.00	\$0.00	\$687,440.66	\$731,059.34
22 CARNE FRESCA	\$260,000.00	\$26,281.15	\$15,135.40	\$29,921.87	\$18,473.70	\$26,012.40	\$21,330.00	\$0.00	\$0.00	\$0.00	\$0.00	\$0.00	\$0.00	\$137,154.52	\$122,845.48
23 PESCADOS Y MARISCOS	\$70,000.00	\$3,275.77	\$3,519.90	\$5,719.45	\$7,360.00	\$2,882.60	\$5,691.30	\$0.00	\$0.00	\$0.00	\$0.00	\$0.00	\$0.00	\$28,449.02	\$41,550.98
34 PRODUCTOS AGRÍCOLAS PARA ALIMENTOS	\$460,500.00	\$373.64	\$138,987.55	\$15,770.44	\$10,057.01	\$29,965.16	\$19,244.87	\$0.00	\$0.00	\$0.00	\$0.00	\$0.00	\$0.00	\$214,398.67	\$246,101.33
35 PRODUCTOS DIVERSOS PARA ALIMENTOS	\$628,000.00	\$6,520.76	\$20,785.58	\$88,013.97	\$30,380.23	\$88,413.58	\$73,324.33	\$0.00	\$0.00	\$0.00	\$0.00	\$0.00	\$0.00	\$307,436.45	\$320,563.55
00 UTENSILIOS PARA EL SERVICIO DE ALIMENTOS	\$143,500.00	\$648.00	\$1,827.71	\$672.80	\$3,929.00	\$1,290.61	\$2,298.99	\$0.00	\$0.00	\$0.00	\$0.00	\$0.00	\$0.00	\$10,667.11	\$132,832.89
01 UTENSILIOS DIVERSOS DE CARÁCTER COMERCIAL	\$59,500.00	\$0.00	\$106.00	\$672.80	\$0.00	\$0.00	\$0.00	\$0.00	\$0.00	\$0.00	\$0.00	\$0.00	\$0.00	\$778.80	\$58,721.20
02 ARTICULOS PARA EL SERVICIO DE ALIMENTOS	\$84,000.00	\$648.00	\$1,721.71	\$0.00	\$3,929.00	\$1,290.61	\$2,298.99	\$0.00	\$0.00	\$0.00	\$0.00	\$0.00	\$0.00	\$9,888.31	\$74,111.69
00 MATERIAS PRIMAS Y MATERIALES DE PRODUCTOS	\$5,000.00	\$0.00	\$0.00	\$590.99	\$800.10	\$825.99	\$0.00	\$0.00	\$0.00	\$0.00	\$0.00	\$0.00	\$0.00	\$2,217.08	\$2,782.92
00 PRODUCTOS DE CUERO, PIEL, PLÁSTICO Y CAUCHO	\$5,000.00	\$0.00	\$0.00	\$590.99	\$800.10	\$825.99	\$0.00	\$0.00	\$0.00	\$0.00	\$0.00	\$0.00	\$0.00	\$2,217.08	\$2,782.92
05 PRODUCTOS DE PLÁSTICO Y POLIÉSTER	\$5,000.00	\$0.00	\$0.00	\$590.99	\$800.10	\$825.99	\$0.00	\$0.00	\$0.00	\$0.00	\$0.00	\$0.00	\$0.00	\$2,217.08	\$2,782.92
00 MATERIALES Y ARTICULOS DE CONSTRUCCION	\$949,000.00	\$20,837.50	\$26,314.76	\$3,446.00	\$43,980.11	\$5,138.87	\$36,847.55	\$0.00	\$0.00	\$0.00	\$0.00	\$0.00	\$0.00	\$136,564.79	\$812,435.21
00 PRODUCTOS MINERALES NO METÁLICOS	\$81,000.00	\$0.00	\$0.00	\$0.00	\$0.00	\$0.00	\$0.00	\$0.00	\$0.00	\$0.00	\$0.00	\$0.00	\$0.00	\$0.00	\$81,000.00
01 MATERIAL DE FERRETERÍA PARA CONSTRUCCION	\$65,000.00	\$0.00	\$0.00	\$0.00	\$0.00	\$0.00	\$0.00	\$0.00	\$0.00	\$0.00	\$0.00	\$0.00	\$0.00	\$0.00	\$65,000.00
03 PRODUCTOS MINERALES PARA CONSTRUCCION	\$16,000.00	\$0.00	\$0.00	\$0.00	\$0.00	\$0.00	\$0.00	\$0.00	\$0.00	\$0.00	\$0.00	\$0.00	\$0.00	\$0.00	\$16,000.00
200 CEMENTO Y PRODUCTOS DE CONCRETO	\$50,000.00	\$0.00	\$0.00	\$0.00	\$0.00	\$0.00	\$0.00	\$0.00	\$0.00	\$0.00	\$0.00	\$0.00	\$0.00	\$0.00	\$50,000.00
201 CEMENTO Y PRODUCTOS DE CONCRETO	\$50,000.00	\$0.00	\$0.00	\$0.00	\$0.00	\$0.00	\$0.00	\$0.00	\$0.00	\$0.00	\$0.00	\$0.00	\$0.00	\$0.00	\$50,000.00
100 MADERA Y PRODUCTOS DE MADERA	\$73,000.00	\$17,052.00	\$0.00	\$0.00	\$0.00	\$0.00	\$0.00	\$0.00	\$0.00	\$0.00	\$0.00	\$0.00	\$0.00	\$17,052.00	\$55,948.00
101 MADERA Y PRODUCTOS DE MADERA	\$48,000.00	\$0.00	\$0.00	\$0.00	\$0.00	\$0.00	\$0.00	\$0.00	\$0.00	\$0.00	\$0.00	\$0.00	\$0.00	\$0.00	\$48,000.00
402 PRODUCTOS FORESTALES PARA LA CONSTRUCCION	\$25,000.00	\$17,052.00	\$0.00	\$0.00	\$0.00	\$0.00	\$0.00	\$0.00	\$0.00	\$0.00	\$0.00	\$0.00	\$0.00	\$17,052.00	\$7,948.00
500 VIDRIO Y PRODUCTOS DE VIDRIO	\$32,500.00	\$0.00	\$0.00	\$0.00	\$0.00	\$0.00	\$0.00	\$0.00	\$0.00	\$0.00	\$0.00	\$0.00	\$0.00	\$0.00	\$32,500.00
501 ARTICULOS Y MATERIAL DE OFICINA EN VIDRIO	\$7,500.00	\$0.00	\$0.00	\$0.00	\$0.00	\$0.00	\$0.00	\$0.00	\$0.00	\$0.00	\$0.00	\$0.00	\$0.00	\$0.00	\$7,500.00
503 PRODUCTOS DE VIDRIO Y CRISTAL	\$25,000.00	\$0.00	\$0.00	\$0.00	\$0.00	\$0.00	\$0.00	\$0.00	\$0.00	\$0.00	\$0.00	\$0.00	\$0.00	\$0.00	\$25,000.00
600 MATERIAL ELÉCTRICO Y ELECTRÓNICO	\$120,000.00	\$1,085.50	\$18,401.41	\$549.00	\$13,186.98	\$4,670.16	\$20,179.92	\$0.00	\$0.00	\$0.00	\$0.00	\$0.00	\$0.00	\$58,072.97	\$61,927.03
601 ACCESORIOS Y MATERIAL ELÉCTRICO	\$98,000.00	\$1,085.50	\$18,401.41	\$549.00	\$13,186.98	\$4,670.16	\$20,179.92	\$0.00	\$0.00	\$0.00	\$0.00	\$0.00	\$0.00	\$58,072.97	\$39,927.03
602 MATERIAL ELÉCTRICO PARA COMUNICACION	\$10,000.00	\$0.00	\$0.00	\$0.00	\$0.00	\$0.00	\$0.00	\$0.00	\$0.00	\$0.00	\$0.00	\$0.00	\$0.00	\$0.00	\$10,000.00
603 MATERIAL DE FERRETERÍA ELÉCTRICO	\$12,000.00	\$0.00	\$0.00	\$0.00	\$0.00	\$0.00	\$0.00	\$0.00	\$0.00	\$0.00	\$0.00	\$0.00	\$0.00	\$0.00	\$12,000.00
700 ARTICULOS METÁLICOS PARA LA CONSTRUCCION	\$138,500.00	\$2,700.00	\$2,654.67	\$0.00	\$4,160.00	\$272.00	\$16,481.63	\$0.00	\$0.00	\$0.00	\$0.00	\$0.00	\$0.00	\$26,268.30	\$110,231.70
701 ACCESORIOS Y MATERIAL ELÉCTRICO PARA LA CONSTRUCCION	\$33,500.00	\$0.00	\$0.00	\$0.00	\$0.00	\$0.00	\$0.00	\$0.00	\$0.00	\$0.00	\$0.00	\$0.00	\$0.00	\$0.00	\$33,500.00
702 MATERIAL DE FERRETERÍA PARA LA CONSTRUCCION	\$95,000.00	\$2,700.00	\$2,654.67	\$0.00	\$4,160.00	\$272.00	\$16,481.63	\$0.00	\$0.00	\$0.00	\$0.00	\$0.00	\$0.00	\$26,268.30	\$68,731.70
1703 PRODUCTOS MINERALES PARA LA CONSTRUCCION	\$8,000.00	\$0.00	\$0.00	\$0.00	\$0.00	\$0.00	\$0.00	\$0.00	\$0.00	\$0.00	\$0.00	\$0.00	\$0.00	\$0.00	\$8,000.00
1800 MATERIALES COMPLEMENTARIOS	\$265,000.00	\$0.00	\$4,307.18	\$2,897.00	\$17,135.10	\$196.71	\$186.00	\$0.00	\$0.00	\$0.00	\$0.00	\$0.00	\$0.00	\$24,721.99	\$240,278.01



SISTEMA MUNICIPAL DIF BAHÍA DE BANDERAS ESTADO DE NAYARIT

Análítico Mensual de Egresos Devengados por Capítulo del Gasto al 30/jun./2023

(Cuentas con Movimientos)

(Cifras en pesos y centavos)

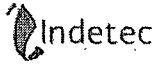
Fecha y | 06/jul./2023

hora de Impresión | 12:04 p. m.

ir: ANA CELIA

ip: rptAnalíticoPresupuestoEgresos

Objeto del Gasto	Presupuesto Vigente	Ene	Feb	Mar	Abr	May	Jun	Jul	Ago	Sep	Oct	Nov	Dic	Total	Diferencia (Vigente - Total)
1 ARTÍCULOS COMPLEMENTARIOS PARA	\$151,000.00	\$0.00	\$0.00	\$2,897.00	\$11,706.82	\$196.71	\$186.00	\$0.00	\$0.00	\$0.00	\$0.00	\$0.00	\$0.00	\$14,986.53	\$136,013.47
2 MATERIALES COMPLEMENTARIOS DE F	\$40,000.00	\$0.00	\$0.00	\$0.00	\$5,428.28	\$0.00	\$0.00	\$0.00	\$0.00	\$0.00	\$0.00	\$0.00	\$0.00	\$5,428.28	\$34,571.72
3 PRODUCTOS COMPLEMENTARIOS DE P	\$20,000.00	\$0.00	\$0.00	\$0.00	\$0.00	\$0.00	\$0.00	\$0.00	\$0.00	\$0.00	\$0.00	\$0.00	\$0.00	\$0.00	\$20,000.00
4 PRODUCTOS COMPLEMENTARIOS DE C	\$5,000.00	\$0.00	\$0.00	\$0.00	\$0.00	\$0.00	\$0.00	\$0.00	\$0.00	\$0.00	\$0.00	\$0.00	\$0.00	\$0.00	\$5,000.00
6 PRODUCTOS TEXTILES COMPLEMENTA	\$29,000.00	\$0.00	\$0.00	\$0.00	\$0.00	\$0.00	\$0.00	\$0.00	\$0.00	\$0.00	\$0.00	\$0.00	\$0.00	\$0.00	\$29,000.00
17 PRODUCTOS DE PLÁSTICO, PVC Y SIMIL	\$20,000.00	\$0.00	\$4,307.18	\$0.00	\$0.00	\$0.00	\$0.00	\$0.00	\$0.00	\$0.00	\$0.00	\$0.00	\$0.00	\$4,307.18	\$15,692.82
10 OTROS MATERIALES Y ARTÍCULOS DE C	\$191,000.00	\$0.00	\$951.50	\$0.00	\$9,498.03	\$0.00	\$0.00	\$0.00	\$0.00	\$0.00	\$0.00	\$0.00	\$0.00	\$10,449.53	\$180,550.47
11 OTROS MATERIALES DE FERRETERÍA P	\$83,000.00	\$0.00	\$0.00	\$0.00	\$7,998.03	\$0.00	\$0.00	\$0.00	\$0.00	\$0.00	\$0.00	\$0.00	\$0.00	\$7,998.03	\$75,001.97
12 OTROS MATERIALES DE MANTENIMIENI	\$58,000.00	\$0.00	\$951.50	\$0.00	\$1,500.00	\$0.00	\$0.00	\$0.00	\$0.00	\$0.00	\$0.00	\$0.00	\$0.00	\$2,451.50	\$55,548.50
13 OTROS PRODUCTOS MINERALES PARA	\$20,000.00	\$0.00	\$0.00	\$0.00	\$0.00	\$0.00	\$0.00	\$0.00	\$0.00	\$0.00	\$0.00	\$0.00	\$0.00	\$0.00	\$20,000.00
14 OTROS PRODUCTOS QUÍMICOS PARA C	\$30,000.00	\$0.00	\$0.00	\$0.00	\$0.00	\$0.00	\$0.00	\$0.00	\$0.00	\$0.00	\$0.00	\$0.00	\$0.00	\$0.00	\$30,000.00
30 PRODUCTOS QUÍMICOS, FARMACEUTIC	\$1,714,178.36	\$30,377.92	\$315,152.02	\$101,893.85	\$30,849.88	\$24,684.89	\$33,337.30	\$0.00	\$0.00	\$0.00	\$0.00	\$0.00	\$0.00	\$536,295.86	\$1,177,882.50
30 FERTILIZANTES, PESTICIDAS Y OTROS /	\$43,178.36	\$0.00	\$0.00	\$0.00	\$0.00	\$0.00	\$0.00	\$0.00	\$0.00	\$0.00	\$0.00	\$0.00	\$0.00	\$0.00	\$43,178.36
31 FERTILIZANTES, PESTICIDAS Y OTROS /	\$43,178.36	\$0.00	\$0.00	\$0.00	\$0.00	\$0.00	\$0.00	\$0.00	\$0.00	\$0.00	\$0.00	\$0.00	\$0.00	\$0.00	\$43,178.36
30 MEDICINAS Y PRODUCTOS FARMACÉUT	\$1,239,500.00	\$20,088.77	\$297,507.10	\$67,126.68	\$18,973.64	\$15,965.46	\$5,512.90	\$0.00	\$0.00	\$0.00	\$0.00	\$0.00	\$0.00	\$425,174.55	\$814,325.45
01 MEDICINAS Y PRODUCTOS FARMACÉUT	\$1,239,500.00	\$20,088.77	\$297,507.10	\$67,126.68	\$18,973.64	\$15,965.46	\$5,512.90	\$0.00	\$0.00	\$0.00	\$0.00	\$0.00	\$0.00	\$425,174.55	\$814,325.45
00 MATERIALES, ACCESORIOS Y SUMINIST	\$431,500.00	\$10,289.15	\$17,644.92	\$34,767.17	\$11,876.24	\$8,719.43	\$27,824.40	\$0.00	\$0.00	\$0.00	\$0.00	\$0.00	\$0.00	\$111,121.31	\$320,378.69
01 ARTÍCULOS PARA SERVICIOS GENERAL	\$91,500.00	\$0.00	\$0.00	\$3,069.10	\$0.00	\$76.42	\$1,038.42	\$0.00	\$0.00	\$0.00	\$0.00	\$0.00	\$0.00	\$4,183.94	\$87,316.06
02 MATERIAL QUIRÚRGICO Y DE LABORAT	\$340,000.00	\$10,289.15	\$17,644.92	\$31,698.07	\$11,876.24	\$8,643.01	\$26,785.98	\$0.00	\$0.00	\$0.00	\$0.00	\$0.00	\$0.00	\$106,937.37	\$233,062.63
00 COMBUSTIBLES, LUBRICANTES Y ADITIV	\$497,547.17	\$19,044.06	\$32,309.32	\$19,470.13	\$24,699.98	\$20,503.60	\$29,107.32	\$0.00	\$0.00	\$0.00	\$0.00	\$0.00	\$0.00	\$145,134.41	\$352,412.76
00 COMBUSTIBLES, LUBRICANTES Y ADITIV	\$497,547.17	\$19,044.06	\$32,309.32	\$19,470.13	\$24,699.98	\$20,503.60	\$29,107.32	\$0.00	\$0.00	\$0.00	\$0.00	\$0.00	\$0.00	\$145,134.41	\$352,412.76
01 COMBUSTIBLES, LUBRICANTES Y ADITIV	\$497,547.17	\$19,044.06	\$32,309.32	\$19,470.13	\$24,699.98	\$20,503.60	\$29,107.32	\$0.00	\$0.00	\$0.00	\$0.00	\$0.00	\$0.00	\$145,134.41	\$352,412.76
00 CARBÓN Y SUS DERIVADOS	\$5,000.00	\$0.00	\$0.00	\$0.00	\$0.00	\$0.00	\$0.00	\$0.00	\$0.00	\$0.00	\$0.00	\$0.00	\$0.00	\$0.00	\$5,000.00
01 CARBÓN Y SUS DERIVADOS	\$5,000.00	\$0.00	\$0.00	\$0.00	\$0.00	\$0.00	\$0.00	\$0.00	\$0.00	\$0.00	\$0.00	\$0.00	\$0.00	\$0.00	\$5,000.00
100 VESTUARIO, BLANCOS, PRENDAS DE PR	\$911,912.08	\$0.00	\$0.00	\$141,902.80	\$21,270.74	\$0.00	\$142,645.40	\$0.00	\$0.00	\$0.00	\$0.00	\$0.00	\$0.00	\$305,818.94	\$606,093.14
100 VESTUARIO Y UNIFORMES	\$690,912.08	\$0.00	\$0.00	\$141,902.80	\$21,030.80	\$0.00	\$142,645.40	\$0.00	\$0.00	\$0.00	\$0.00	\$0.00	\$0.00	\$305,579.00	\$385,333.08
101 ARTÍCULOS PARA SERVICIOS GENERAL	\$63,000.00	\$0.00	\$0.00	\$0.00	\$0.00	\$0.00	\$16,936.00	\$0.00	\$0.00	\$0.00	\$0.00	\$0.00	\$0.00	\$16,936.00	\$46,064.00
106 PRODUCTOS TEXTILES ADQUIRIDOS CC	\$627,912.08	\$0.00	\$0.00	\$141,902.80	\$21,030.80	\$0.00	\$125,709.40	\$0.00	\$0.00	\$0.00	\$0.00	\$0.00	\$0.00	\$288,643.00	\$339,269.08
200 PRENDAS DE SEGURIDAD Y PROTECCIO	\$51,500.00	\$0.00	\$0.00	\$0.00	\$0.00	\$0.00	\$0.00	\$0.00	\$0.00	\$0.00	\$0.00	\$0.00	\$0.00	\$0.00	\$51,500.00
201 ARTÍCULOS PARA SERVICIOS GENERAL	\$8,500.00	\$0.00	\$0.00	\$0.00	\$0.00	\$0.00	\$0.00	\$0.00	\$0.00	\$0.00	\$0.00	\$0.00	\$0.00	\$0.00	\$8,500.00
203 MATERIAL DE MANTENIMIENTO PARA SI	\$33,000.00	\$0.00	\$0.00	\$0.00	\$0.00	\$0.00	\$0.00	\$0.00	\$0.00	\$0.00	\$0.00	\$0.00	\$0.00	\$0.00	\$33,000.00
204 MATERIAL QUIRÚRGICO Y DE LABORAT	\$10,000.00	\$0.00	\$0.00	\$0.00	\$0.00	\$0.00	\$0.00	\$0.00	\$0.00	\$0.00	\$0.00	\$0.00	\$0.00	\$0.00	\$10,000.00
300 ARTÍCULOS DEPORTIVOS	\$33,000.00	\$0.00	\$0.00	\$0.00	\$0.00	\$0.00	\$0.00	\$0.00	\$0.00	\$0.00	\$0.00	\$0.00	\$0.00	\$0.00	\$33,000.00
301 ARTÍCULOS DEPORTIVOS Y DE CAMPAÑ	\$33,000.00	\$0.00	\$0.00	\$0.00	\$0.00	\$0.00	\$0.00	\$0.00	\$0.00	\$0.00	\$0.00	\$0.00	\$0.00	\$0.00	\$33,000.00
400 PRODUCTOS TEXTILES	\$46,500.00	\$0.00	\$0.00	\$0.00	\$0.00	\$0.00	\$0.00	\$0.00	\$0.00	\$0.00	\$0.00	\$0.00	\$0.00	\$0.00	\$46,500.00
401 PRODUCTOS TEXTILES	\$46,500.00	\$0.00	\$0.00	\$0.00	\$0.00	\$0.00	\$0.00	\$0.00	\$0.00	\$0.00	\$0.00	\$0.00	\$0.00	\$0.00	\$46,500.00
500 BLANCOS Y OTROS PRODUCTOS TEXTIL	\$90,000.00	\$0.00	\$0.00	\$0.00	\$239.94	\$0.00	\$0.00	\$0.00	\$0.00	\$0.00	\$0.00	\$0.00	\$0.00	\$239.94	\$89,760.06
503 OTROS PRODUCTOS TEXTILES	\$90,000.00	\$0.00	\$0.00	\$0.00	\$239.94	\$0.00	\$0.00	\$0.00	\$0.00	\$0.00	\$0.00	\$0.00	\$0.00	\$239.94	\$89,760.06
1000 HERRAMIENTAS, REFACCIONES Y ACCE	\$716,000.00	\$14,421.30	\$29,152.99	\$14,149.01	\$7,919.80	\$22,773.42	\$24,563.48	\$0.00	\$0.00	\$0.00	\$0.00	\$0.00	\$0.00	\$112,980.00	\$603,020.00
1100 HERRAMIENTAS MENORES	\$159,000.00	\$0.00	\$4,407.99	\$3,311.01	\$0.00	\$0.00	\$1,500.00	\$0.00	\$0.00	\$0.00	\$0.00	\$0.00	\$0.00	\$9,219.00	\$149,781.00




Ar: ANA CELIA
 ep: rptAnalíticoPresupuestoEgresos

SISTEMA MUNICIPAL DIF BAHÍA DE BANDERAS ESTADO DE NAYARIT

Análisis Mensual de Egresos Devengados por Capítulo del Gasto al 30/jun./2023
 (Cuentas con Movimientos)
 (Cifras en pesos y centavos)

Fecha y hora de Impresión | 06/jul./2023
 12:04 p.m.

Objeto del Gasto	Presupuesto Vigente	Ene	Feb	Mar	Abr	May	Jun	Jul	Ago	Sep	Oct	Nov	Dic	Total	Diferencia (Vigente - Total)
1 ACCESORIOS Y MATERIALES MENORES	\$98,500.00	\$0.00	\$4,407.99	\$0.00	\$0.00	\$0.00	\$0.00	\$0.00	\$0.00	\$0.00	\$0.00	\$0.00	\$0.00	\$4,407.99	\$94,092.01
5 EQUIPOS Y MATERIALES MENORES DE	\$15,000.00	\$0.00	\$0.00	\$0.00	\$0.00	\$0.00	\$0.00	\$0.00	\$0.00	\$0.00	\$0.00	\$0.00	\$0.00	\$0.00	\$15,000.00
6 ARTÍCULOS MENORES PARA SERVICIOS	\$45,500.00	\$0.00	\$0.00	\$3,311.01	\$0.00	\$0.00	\$1,500.00	\$0.00	\$0.00	\$0.00	\$0.00	\$0.00	\$0.00	\$4,811.01	\$40,688.99
10 REFACCIONES Y ACCESORIOS MENORI	\$46,000.00	\$0.00	\$0.00	\$0.00	\$0.00	\$0.00	\$0.00	\$0.00	\$0.00	\$0.00	\$0.00	\$0.00	\$0.00	\$0.00	\$46,000.00
11 ARTÍCULOS MENORES PARA SERVICIOS	\$16,000.00	\$0.00	\$0.00	\$0.00	\$0.00	\$0.00	\$0.00	\$0.00	\$0.00	\$0.00	\$0.00	\$0.00	\$0.00	\$0.00	\$16,000.00
12 MATERIAL MENOR DE FERRETERÍA PAF	\$30,000.00	\$0.00	\$0.00	\$0.00	\$0.00	\$0.00	\$0.00	\$0.00	\$0.00	\$0.00	\$0.00	\$0.00	\$0.00	\$0.00	\$30,000.00
10 REFACCIONES Y ACCESORIOS MENORI	\$36,000.00	\$0.00	\$0.00	\$0.00	\$0.00	\$0.00	\$0.00	\$0.00	\$0.00	\$0.00	\$0.00	\$0.00	\$0.00	\$0.00	\$36,000.00
11 MATERIAL MENOR DE FERRETERÍA PAF	\$36,000.00	\$0.00	\$0.00	\$0.00	\$0.00	\$0.00	\$0.00	\$0.00	\$0.00	\$0.00	\$0.00	\$0.00	\$0.00	\$0.00	\$36,000.00
10 REFACCIONES Y ACCESORIOS MENORI	\$64,000.00	\$0.00	\$0.00	\$0.00	\$0.00	\$5,711.84	\$2,047.40	\$0.00	\$0.00	\$0.00	\$0.00	\$0.00	\$0.00	\$7,759.24	\$56,240.76
11 ARTÍCULOS ELECTRÓNICOS MENORES	\$64,000.00	\$0.00	\$0.00	\$0.00	\$0.00	\$5,711.84	\$2,047.40	\$0.00	\$0.00	\$0.00	\$0.00	\$0.00	\$0.00	\$7,759.24	\$56,240.76
10 REFACCIONES Y ACCESORIOS MENORI	\$15,000.00	\$0.00	\$0.00	\$0.00	\$0.00	\$0.00	\$0.00	\$0.00	\$0.00	\$0.00	\$0.00	\$0.00	\$0.00	\$0.00	\$15,000.00
11 REFACCIONES Y ACCESORIOS MENORI	\$15,000.00	\$0.00	\$0.00	\$0.00	\$0.00	\$0.00	\$0.00	\$0.00	\$0.00	\$0.00	\$0.00	\$0.00	\$0.00	\$0.00	\$15,000.00
10 REFACCIONES Y ACCESORIOS MENORI	\$388,000.00	\$14,421.30	\$24,745.00	\$10,838.00	\$7,919.80	\$17,061.58	\$21,016.08	\$0.00	\$0.00	\$0.00	\$0.00	\$0.00	\$0.00	\$96,001.76	\$289,998.24
01 ACCESORIOS Y MATERIALES ELÉCTRIC	\$89,500.00	\$8,973.00	\$20,967.00	\$2,822.00	\$2,551.00	\$162.40	\$4,232.11	\$0.00	\$0.00	\$0.00	\$0.00	\$0.00	\$0.00	\$39,707.51	\$49,792.49
02 ARTÍCULOS AUTOMOTRICES MENORES	\$123,500.00	\$5,448.30	\$3,778.00	\$8,016.00	\$5,368.80	\$9,507.00	\$16,783.97	\$0.00	\$0.00	\$0.00	\$0.00	\$0.00	\$0.00	\$48,902.07	\$74,597.93
09 PRODUCTOS MENORES DE HULE PARA	\$173,000.00	\$0.00	\$0.00	\$0.00	\$0.00	\$7,392.18	\$0.00	\$0.00	\$0.00	\$0.00	\$0.00	\$0.00	\$0.00	\$7,392.18	\$165,607.82
10 REFACCIONES Y ACCESORIOS MENORI	\$10,000.00	\$0.00	\$0.00	\$0.00	\$0.00	\$0.00	\$0.00	\$0.00	\$0.00	\$0.00	\$0.00	\$0.00	\$0.00	\$0.00	\$10,000.00
01 ACCESORIOS Y MATERIALES ELÉCTRIC	\$5,000.00	\$0.00	\$0.00	\$0.00	\$0.00	\$0.00	\$0.00	\$0.00	\$0.00	\$0.00	\$0.00	\$0.00	\$0.00	\$0.00	\$5,000.00
02 ARTÍCULOS MENORES DE SERVICIO GE	\$5,000.00	\$0.00	\$0.00	\$0.00	\$0.00	\$0.00	\$0.00	\$0.00	\$0.00	\$0.00	\$0.00	\$0.00	\$0.00	\$0.00	\$5,000.00
100 SERVICIOS GENERALES	\$10,324,170.35	\$592,521.94	\$832,771.78	\$637,210.79	\$977,177.68	\$1,037,906.20	\$371,806.35	\$0.00	\$0.00	\$0.00	\$0.00	\$0.00	\$0.00	\$4,449,394.74	\$5,874,775.61
100 SERVICIOS BASICOS	\$469,500.00	\$22,245.11	\$20,769.14	\$22,097.27	\$22,295.01	\$21,164.92	\$22,164.04	\$0.00	\$0.00	\$0.00	\$0.00	\$0.00	\$0.00	\$130,735.49	\$338,764.51
100 ENERGÍA ELÉCTRICA	\$50,000.00	\$0.00	\$3,000.00	\$0.00	\$2,765.00	\$555.11	\$3,021.00	\$0.00	\$0.00	\$0.00	\$0.00	\$0.00	\$0.00	\$9,341.11	\$40,658.89
101 ENERGÍA ELÉCTRICA	\$50,000.00	\$0.00	\$3,000.00	\$0.00	\$2,765.00	\$555.11	\$3,021.00	\$0.00	\$0.00	\$0.00	\$0.00	\$0.00	\$0.00	\$9,341.11	\$40,658.89
200 GAS	\$90,000.00	\$5,219.17	\$382.14	\$6,101.27	\$2,854.01	\$3,933.81	\$2,467.04	\$0.00	\$0.00	\$0.00	\$0.00	\$0.00	\$0.00	\$20,957.44	\$69,042.56
201 GAS	\$90,000.00	\$5,219.17	\$382.14	\$6,101.27	\$2,854.01	\$3,933.81	\$2,467.04	\$0.00	\$0.00	\$0.00	\$0.00	\$0.00	\$0.00	\$20,957.44	\$69,042.56
300 AGUA	\$10,000.00	\$0.00	\$0.00	\$0.00	\$0.00	\$0.00	\$0.00	\$0.00	\$0.00	\$0.00	\$0.00	\$0.00	\$0.00	\$0.00	\$10,000.00
301 AGUA	\$10,000.00	\$0.00	\$0.00	\$0.00	\$0.00	\$0.00	\$0.00	\$0.00	\$0.00	\$0.00	\$0.00	\$0.00	\$0.00	\$0.00	\$10,000.00
400 TELEFONÍA TRADICIONAL	\$58,000.00	\$1,945.94	\$2,307.00	\$916.00	\$1,596.00	\$1,596.00	\$1,596.00	\$0.00	\$0.00	\$0.00	\$0.00	\$0.00	\$0.00	\$9,956.94	\$48,043.06
401 TELEFONÍA TRADICIONAL	\$58,000.00	\$1,945.94	\$2,307.00	\$916.00	\$1,596.00	\$1,596.00	\$1,596.00	\$0.00	\$0.00	\$0.00	\$0.00	\$0.00	\$0.00	\$9,956.94	\$48,043.06
500 TELEFONÍA CELULAR	\$227,000.00	\$15,080.00	\$15,080.00	\$15,080.00	\$15,080.00	\$15,080.00	\$15,080.00	\$0.00	\$0.00	\$0.00	\$0.00	\$0.00	\$0.00	\$90,480.00	\$136,520.00
501 TELEFONÍA CELULAR	\$227,000.00	\$15,080.00	\$15,080.00	\$15,080.00	\$15,080.00	\$15,080.00	\$15,080.00	\$0.00	\$0.00	\$0.00	\$0.00	\$0.00	\$0.00	\$90,480.00	\$136,520.00
700 SERVICIOS DE ACCESO DE INTERNET, F	\$24,500.00	\$0.00	\$0.00	\$0.00	\$0.00	\$0.00	\$0.00	\$0.00	\$0.00	\$0.00	\$0.00	\$0.00	\$0.00	\$0.00	\$24,500.00
701 SERVICIOS DE ACCESO DE INTERNET, F	\$24,500.00	\$0.00	\$0.00	\$0.00	\$0.00	\$0.00	\$0.00	\$0.00	\$0.00	\$0.00	\$0.00	\$0.00	\$0.00	\$0.00	\$24,500.00
900 SERVICIOS INTEGRALES Y OTROS SERV	\$10,000.00	\$0.00	\$0.00	\$0.00	\$0.00	\$0.00	\$0.00	\$0.00	\$0.00	\$0.00	\$0.00	\$0.00	\$0.00	\$0.00	\$10,000.00
902 CONTRATACIÓN DE OTROS SERVICIOS	\$10,000.00	\$0.00	\$0.00	\$0.00	\$0.00	\$0.00	\$0.00	\$0.00	\$0.00	\$0.00	\$0.00	\$0.00	\$0.00	\$0.00	\$10,000.00
1000 SERVICIOS DE ARRENDAMIENTO	\$330,000.00	\$14,134.60	\$24,074.77	\$21,135.99	\$24,717.15	\$26,163.49	\$22,611.47	\$0.00	\$0.00	\$0.00	\$0.00	\$0.00	\$0.00	\$132,837.47	\$197,162.53
1200 ARRENDAMIENTO DE EDIFICIOS	\$150,000.00	\$14,134.60	\$14,134.60	\$14,134.60	\$16,123.27	\$16,123.27	\$16,123.27	\$0.00	\$0.00	\$0.00	\$0.00	\$0.00	\$0.00	\$90,773.61	\$59,226.39
1201 ARRENDAMIENTO DE EDIFICIOS	\$150,000.00	\$14,134.60	\$14,134.60	\$14,134.60	\$16,123.27	\$16,123.27	\$16,123.27	\$0.00	\$0.00	\$0.00	\$0.00	\$0.00	\$0.00	\$90,773.61	\$59,226.39
1300 ARRENDAMIENTO DE MOBILIARIO Y EQI	\$120,000.00	\$0.00	\$9,940.17	\$7,001.39	\$8,593.88										



**SISTEMA MUNICIPAL DIF BAHÍA DE BANDERAS
ESTADO DE NAYARIT**

Análisis Mensual de Egresos Devengados por Capítulo del Gasto al 30/jun./2023

(Cuentas con Movimientos)

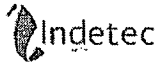
(Cifras en pesos y centavos)

Fecha y 06/jul./2023

hora de Impresión 12:04 p.m.

sr: ANA CELIA
ep: rptAnalisisPresupuestoEgresos

Objeto del Gasto	Presupuesto Vigente	Ene	Feb	Mar	Abr	May	Jun	Jul	Ago	Sep	Oct	Nov	Dic	Total	Diferencia (Vigente - Total)
10 ARRENDAMIENTO DE EQUIPO DE TRAN:	\$40,000.00	\$0.00	\$0.00	\$0.00	\$0.00	\$0.00	\$0.00	\$0.00	\$0.00	\$0.00	\$0.00	\$0.00	\$0.00	\$0.00	\$40,000.00
11 ARRENDAMIENTO DE EQUIPO DE TRAN:	\$40,000.00	\$0.00	\$0.00	\$0.00	\$0.00	\$0.00	\$0.00	\$0.00	\$0.00	\$0.00	\$0.00	\$0.00	\$0.00	\$0.00	\$40,000.00
10 ARRENDAMIENTO DE ACTIVOS INTANGI	\$20,000.00	\$0.00	\$0.00	\$0.00	\$0.00	\$0.00	\$0.00	\$0.00	\$0.00	\$0.00	\$0.00	\$0.00	\$0.00	\$0.00	\$20,000.00
11 ARRENDAMIENTO DE ACTIVOS INTANGI	\$20,000.00	\$0.00	\$0.00	\$0.00	\$0.00	\$0.00	\$0.00	\$0.00	\$0.00	\$0.00	\$0.00	\$0.00	\$0.00	\$0.00	\$20,000.00
10 SERVICIOS PROFESIONALES, CIENTIFIC	\$560,000.00	\$59,569.73	\$97,463.47	\$46,501.27	\$18,091.08	\$37,720.27	\$28,659.31	\$0.00	\$0.00	\$0.00	\$0.00	\$0.00	\$0.00	\$288,005.13	\$271,994.87
10 SERVICIOS LEGALES, DE CONTABILIDA	\$85,000.00	\$23,353.93	\$6,147.73	\$6,487.64	\$6,214.70	\$6,214.70	\$6,214.70	\$0.00	\$0.00	\$0.00	\$0.00	\$0.00	\$0.00	\$54,633.40	\$30,366.60
11 ASESORÍAS ASOCIADAS A CONVENIOS,	\$20,000.00	\$0.00	\$0.00	\$0.00	\$0.00	\$0.00	\$0.00	\$0.00	\$0.00	\$0.00	\$0.00	\$0.00	\$0.00	\$0.00	\$20,000.00
12 OTRAS ASESORÍAS PARA LA OPERACI	\$65,000.00	\$23,353.93	\$6,147.73	\$6,487.64	\$6,214.70	\$6,214.70	\$6,214.70	\$0.00	\$0.00	\$0.00	\$0.00	\$0.00	\$0.00	\$54,633.40	\$10,366.60
10 SERVICIOS DE CONSULTORÍA ADMINIS	\$10,000.00	\$0.00	\$0.00	\$0.00	\$0.00	\$0.00	\$0.00	\$0.00	\$0.00	\$0.00	\$0.00	\$0.00	\$0.00	\$0.00	\$10,000.00
11 SERVICIOS DE INFORMÁTICA	\$10,000.00	\$0.00	\$0.00	\$0.00	\$0.00	\$0.00	\$0.00	\$0.00	\$0.00	\$0.00	\$0.00	\$0.00	\$0.00	\$0.00	\$10,000.00
10 SERVICIOS DE CAPACITACIÓN	\$63,000.00	\$5,300.00	\$0.00	\$0.00	\$0.00	\$0.00	\$0.00	\$0.00	\$0.00	\$0.00	\$0.00	\$0.00	\$0.00	\$5,300.00	\$57,700.00
01 SERVICIOS DE CAPACITACIÓN	\$63,000.00	\$5,300.00	\$0.00	\$0.00	\$0.00	\$0.00	\$0.00	\$0.00	\$0.00	\$0.00	\$0.00	\$0.00	\$0.00	\$5,300.00	\$57,700.00
00 SERVICIOS DE APOYO ADMINISTRATIV	\$77,500.00	\$0.00	\$59,413.00	\$0.00	\$322.36	\$2,068.11	\$0.00	\$0.00	\$0.00	\$0.00	\$0.00	\$0.00	\$0.00	\$61,803.47	\$15,696.53
02 OTROS SERVICIOS COMERCIALES	\$8,000.00	\$0.00	\$0.00	\$0.00	\$0.00	\$0.00	\$0.00	\$0.00	\$0.00	\$0.00	\$0.00	\$0.00	\$0.00	\$0.00	\$8,000.00
03 IMPRESIONES DE DOCTOS.OFICIALES F	\$10,000.00	\$0.00	\$0.00	\$0.00	\$322.36	\$2,068.11	\$0.00	\$0.00	\$0.00	\$0.00	\$0.00	\$0.00	\$0.00	\$2,390.47	\$7,609.53
04 IMPRESIÓN Y ELABORACIÓN DE MATER	\$59,500.00	\$0.00	\$59,413.00	\$0.00	\$0.00	\$0.00	\$0.00	\$0.00	\$0.00	\$0.00	\$0.00	\$0.00	\$0.00	\$59,413.00	\$87.00
100 SERVICIOS PROFESIONALES, CIENTÍFIC	\$324,500.00	\$30,915.80	\$31,902.74	\$40,013.63	\$11,554.02	\$29,437.46	\$22,444.61	\$0.00	\$0.00	\$0.00	\$0.00	\$0.00	\$0.00	\$166,268.26	\$158,231.74
101 SUBCONTRATACIÓN DE SERVICIOS COI	\$324,500.00	\$30,915.80	\$31,902.74	\$40,013.63	\$11,554.02	\$29,437.46	\$22,444.61	\$0.00	\$0.00	\$0.00	\$0.00	\$0.00	\$0.00	\$166,268.26	\$158,231.74
100 SERVICIOS FINANCIEROS, BANCARIOS Y	\$109,000.00	\$1,889.00	\$1,805.54	\$1,898.92	\$2,240.83	\$19,132.46	\$2,910.33	\$0.00	\$0.00	\$0.00	\$0.00	\$0.00	\$0.00	\$29,877.08	\$79,122.92
100 SERVICIOS FINANCIEROS Y BANCARIOS	\$34,000.00	\$1,889.00	\$1,805.54	\$1,666.92	\$1,757.98	\$1,608.34	\$1,761.69	\$0.00	\$0.00	\$0.00	\$0.00	\$0.00	\$0.00	\$10,489.47	\$23,510.53
101 COMISIONES BANCARIAS	\$24,000.00	\$1,889.00	\$1,805.54	\$1,616.92	\$1,757.98	\$1,608.34	\$1,761.69	\$0.00	\$0.00	\$0.00	\$0.00	\$0.00	\$0.00	\$10,439.47	\$13,560.53
102 RECARGOS Y ACTUALIZACIONES	\$10,000.00	\$0.00	\$0.00	\$50.00	\$0.00	\$0.00	\$0.00	\$0.00	\$0.00	\$0.00	\$0.00	\$0.00	\$0.00	\$50.00	\$9,950.00
500 SEGURO DE BIENES PATRIMONIALES	\$40,000.00	\$0.00	\$0.00	\$0.00	\$0.00	\$17,524.12	\$0.00	\$0.00	\$0.00	\$0.00	\$0.00	\$0.00	\$0.00	\$17,524.12	\$22,475.88
501 SEGUROS DE BIENES PATRIMONIALES	\$40,000.00	\$0.00	\$0.00	\$0.00	\$0.00	\$17,524.12	\$0.00	\$0.00	\$0.00	\$0.00	\$0.00	\$0.00	\$0.00	\$17,524.12	\$22,475.88
700 FLETES Y MANIOBRAS	\$35,000.00	\$0.00	\$0.00	\$232.00	\$482.85	\$0.00	\$1,148.64	\$0.00	\$0.00	\$0.00	\$0.00	\$0.00	\$0.00	\$1,863.49	\$33,136.51
701 FLETES Y MANIOBRAS	\$35,000.00	\$0.00	\$0.00	\$232.00	\$482.85	\$0.00	\$1,148.64	\$0.00	\$0.00	\$0.00	\$0.00	\$0.00	\$0.00	\$1,863.49	\$33,136.51
000 SERVICIOS DE INSTALACION, REPARACI	\$2,111,018.82	\$121,732.81	\$65,330.91	\$285,338.95	\$81,569.94	\$42,050.01	\$187,560.98	\$0.00	\$0.00	\$0.00	\$0.00	\$0.00	\$0.00	\$783,583.60	\$1,327,435.22
100 CONSERVACIÓN Y MANTENIMIENTO ME	\$345,000.00	\$2,552.00	\$0.00	\$70,180.00	\$0.00	\$0.00	\$0.00	\$0.00	\$0.00	\$0.00	\$0.00	\$0.00	\$0.00	\$72,732.00	\$272,268.00
101 MANTENIMIENTO Y CONSERVACIÓN DE	\$170,000.00	\$2,552.00	\$0.00	\$63,220.00	\$0.00	\$0.00	\$0.00	\$0.00	\$0.00	\$0.00	\$0.00	\$0.00	\$0.00	\$65,772.00	\$104,228.00
102 MANTENIMIENTO Y CONSERVACIÓN DE	\$175,000.00	\$0.00	\$0.00	\$6,960.00	\$0.00	\$0.00	\$0.00	\$0.00	\$0.00	\$0.00	\$0.00	\$0.00	\$0.00	\$6,960.00	\$168,040.00
200 INSTALACIÓN, REPARACIÓN Y MANTENI	\$104,000.00	\$0.00	\$0.00	\$1,624.00	\$0.00	\$0.00	\$4,171.00	\$0.00	\$0.00	\$0.00	\$0.00	\$0.00	\$0.00	\$5,795.00	\$98,205.00
201 INSTALACIÓN, REPARACIÓN Y MANTENI	\$104,000.00	\$0.00	\$0.00	\$1,624.00	\$0.00	\$0.00	\$4,171.00	\$0.00	\$0.00	\$0.00	\$0.00	\$0.00	\$0.00	\$5,795.00	\$98,205.00
300 INSTALACIÓN, REPARACIÓN Y MANTENI	\$30,000.00	\$1,832.80	\$0.00	\$0.00	\$18,025.92	\$0.00	\$0.00	\$0.00	\$0.00	\$0.00	\$0.00	\$0.00	\$0.00	\$19,858.72	\$10,141.28
301 INSTALACIÓN, REPARACIÓN Y MANTENI	\$30,000.00	\$1,832.80	\$0.00	\$0.00	\$18,025.92	\$0.00	\$0.00	\$0.00	\$0.00	\$0.00	\$0.00	\$0.00	\$0.00	\$19,858.72	\$10,141.28
400 INSTALACIÓN, REPARACIÓN Y MANTENI	\$80,000.00	\$0.00	\$12,250.78	\$0.00	\$0.00	\$0.00	\$0.00	\$0.00	\$0.00	\$0.00	\$0.00	\$0.00	\$0.00	\$12,250.78	\$67,749.22
401 INSTALACIÓN, REPARACIÓN Y MANTENI	\$80,000.00	\$0.00	\$12,250.78	\$0.00	\$0.00	\$0.00	\$0.00	\$0.00	\$0.00	\$0.00	\$0.00	\$0.00	\$0.00	\$12,250.78	\$67,749.22
3500 REPARACIÓN Y MANTENIMIENTO DE EC	\$310,000.00	\$4,060.00	\$41,648.13	\$35,372.89	\$18,096.00	\$1,392.00	\$3,939.93	\$0.00	\$0.00	\$0.00	\$0.00	\$0.00	\$0.00	\$104,508.95	\$205,491.05
3501 REPARACIÓN Y MANTENIMIENTO DE EC	\$310,000.00	\$4,060.00	\$41,648.13	\$35,372.89	\$18,096.00	\$1,392.00	\$3,939.93	\$0.00	\$0.00	\$0.00	\$0.00	\$0.00	\$0.00	\$104,508.95	\$205,491.05
3700 INSTALACIÓN, REPARACIÓN Y MANTENI	\$1,072,018.82	\$102,790.01	\$0.00	\$167,664.06	\$34,950.02	\$30,160.01	\$168,952.05	\$0.00	\$0.00	\$0.00	\$0.00	\$0.00	\$0.00	\$504,516.15	\$567,502.67
3701 MANTENIMIENTO Y CONSERVACIÓN DE	\$1,072,018.82	\$102,790.01	\$0.00	\$167,664.06	\$34,950.02	\$30,160.01	\$168,952.05	\$0.00	\$0.00	\$0.00	\$0.00	\$0.00	\$0.00	\$504,516.15	\$567,502.67



rr: ANA CELIA
 rpr: rptAnaliticoPresupuestoEgresos

SISTEMA MUNICIPAL DIF BAHÍA DE BANDERAS ESTADO DE NAYARIT

Análítico Mensual de Egresos Devengados por Capítulo del Gasto al 30/jun./2023
 (Cuentas con Movimientos)
 (Cifras en pesos y centavos)

Fecha y 06/jul./2023
 hora de Impresión 12:04 p. m.

Objeto del Gasto	Presupuesto Vigente	Ene	Feb	Mar	Abr	May	Jun	Jul	Ago	Sep	Oct	Nov	Dic	Total	Diferencia (Vigente - Total)
0 SERVICIOS DE LIMPIEZA Y MANEJO DE I	\$10,000.00	\$0.00	\$934.00	\$0.00	\$0.00	\$0.00	\$0.00	\$0.00	\$0.00	\$0.00	\$0.00	\$0.00	\$0.00	\$934.00	\$9,066.00
1 SERVICIOS DE LAVANDERÍA, LIMPIEZA E	\$10,000.00	\$0.00	\$934.00	\$0.00	\$0.00	\$0.00	\$0.00	\$0.00	\$0.00	\$0.00	\$0.00	\$0.00	\$0.00	\$934.00	\$9,066.00
0 SERVICIOS DE JARDINERÍA Y FUMIGACI	\$160,000.00	\$10,498.00	\$10,498.00	\$10,498.00	\$10,498.00	\$10,498.00	\$10,498.00	\$10,498.00	\$10,498.00	\$10,498.00	\$10,498.00	\$10,498.00	\$10,498.00	\$62,988.00	\$97,012.00
1 SERVICIOS DE JARDINERÍA Y FUMIGACI	\$160,000.00	\$10,498.00	\$10,498.00	\$10,498.00	\$10,498.00	\$10,498.00	\$10,498.00	\$10,498.00	\$10,498.00	\$10,498.00	\$10,498.00	\$10,498.00	\$10,498.00	\$62,988.00	\$97,012.00
0 SERVICIOS DE COMUNICACION SOCIAL	\$1,405,313.90	\$163,579.72	\$75,163.36	\$109,999.32	\$206,331.52	\$45,217.96	\$48,491.40	\$0.00	\$0.00	\$0.00	\$0.00	\$0.00	\$0.00	\$649,783.28	\$755,530.62
0 DIFUSIÓN POR RADIO, TELEVISIÓN Y OT	\$584,813.90	\$0.00	\$5,568.00	\$27,819.12	\$22,446.00	\$45,217.96	\$49,491.40	\$0.00	\$0.00	\$0.00	\$0.00	\$0.00	\$0.00	\$150,542.48	\$434,271.42
11 DIFUSIÓN POR RADIO, TELEVISIÓN Y OT	\$584,813.90	\$0.00	\$5,568.00	\$27,819.12	\$22,446.00	\$45,217.96	\$49,491.40	\$0.00	\$0.00	\$0.00	\$0.00	\$0.00	\$0.00	\$150,542.48	\$434,271.42
0 SERVICIOS DE CREATIVIDAD, PREPROD	\$812,500.00	\$163,579.72	\$69,595.36	\$82,180.20	\$183,885.52	\$0.00	\$0.00	\$0.00	\$0.00	\$0.00	\$0.00	\$0.00	\$0.00	\$499,240.80	\$313,259.20
11 SERVICIOS DE CREATIVIDAD, PREPROD	\$812,500.00	\$163,579.72	\$69,595.36	\$82,180.20	\$183,885.52	\$0.00	\$0.00	\$0.00	\$0.00	\$0.00	\$0.00	\$0.00	\$0.00	\$499,240.80	\$313,259.20
0 SERVICIO DE CREACIÓN Y DIFUSIÓN DE	\$8,000.00	\$0.00	\$0.00	\$0.00	\$0.00	\$0.00	\$0.00	\$0.00	\$0.00	\$0.00	\$0.00	\$0.00	\$0.00	\$0.00	\$8,000.00
11 SERVICIO DE CREACIÓN Y DIFUSIÓN DE	\$8,000.00	\$0.00	\$0.00	\$0.00	\$0.00	\$0.00	\$0.00	\$0.00	\$0.00	\$0.00	\$0.00	\$0.00	\$0.00	\$0.00	\$8,000.00
0 SERVICIOS DE TRASLADO Y VIATICOS	\$729,500.00	\$33,121.98	\$35,758.20	\$45,194.86	\$12,820.32	\$80,752.24	\$19,419.01	\$0.00	\$0.00	\$0.00	\$0.00	\$0.00	\$0.00	\$227,066.61	\$502,433.39
0 PASAJES AÉREOS	\$90,000.00	\$9,489.08	\$0.00	\$0.00	\$0.00	\$34,373.00	\$0.00	\$0.00	\$0.00	\$0.00	\$0.00	\$0.00	\$0.00	\$43,862.08	\$46,137.92
11 PASAJES AÉREOS	\$90,000.00	\$9,489.08	\$0.00	\$0.00	\$0.00	\$34,373.00	\$0.00	\$0.00	\$0.00	\$0.00	\$0.00	\$0.00	\$0.00	\$43,862.08	\$46,137.92
0 PASAJES TERRESTRES	\$121,000.00	\$1,082.00	\$9,304.00	\$5,730.00	\$2,098.40	\$2,692.00	\$446.00	\$0.00	\$0.00	\$0.00	\$0.00	\$0.00	\$0.00	\$21,352.40	\$99,647.60
11 PASAJES TERRESTRES	\$121,000.00	\$1,082.00	\$9,304.00	\$5,730.00	\$2,098.40	\$2,692.00	\$446.00	\$0.00	\$0.00	\$0.00	\$0.00	\$0.00	\$0.00	\$21,352.40	\$99,647.60
0 VIÁTICOS EN EL PAÍS	\$359,500.00	\$13,008.90	\$24,157.50	\$27,603.81	\$10,721.92	\$27,817.98	\$14,188.01	\$0.00	\$0.00	\$0.00	\$0.00	\$0.00	\$0.00	\$117,498.12	\$242,001.88
01 VIÁTICOS EN EL PAÍS	\$359,500.00	\$13,008.90	\$24,157.50	\$27,603.81	\$10,721.92	\$27,817.98	\$14,188.01	\$0.00	\$0.00	\$0.00	\$0.00	\$0.00	\$0.00	\$117,498.12	\$242,001.88
0 OTROS SERVICIOS DE TRASLADO Y HO:	\$159,000.00	\$9,542.00	\$2,296.70	\$11,861.05	\$0.00	\$15,869.26	\$4,785.00	\$0.00	\$0.00	\$0.00	\$0.00	\$0.00	\$0.00	\$44,354.01	\$114,645.99
01 OTROS SERVICIOS DE TRASLADO Y HO:	\$159,000.00	\$9,542.00	\$2,296.70	\$11,861.05	\$0.00	\$15,869.26	\$4,785.00	\$0.00	\$0.00	\$0.00	\$0.00	\$0.00	\$0.00	\$44,354.01	\$114,645.99
0 SERVICIOS OFICIALES	\$4,315,000.00	\$163,058.83	\$489,681.97	\$91,638.21	\$593,408.10	\$756,345.84	\$12,738.77	\$0.00	\$0.00	\$0.00	\$0.00	\$0.00	\$0.00	\$2,106,871.72	\$2,208,128.28
0 GASTOS DE CEREMONIAL	\$2,900,000.00	\$153,745.10	\$481,897.07	\$35,193.25	\$555,888.75	\$727,870.09	\$2,767.11	\$0.00	\$0.00	\$0.00	\$0.00	\$0.00	\$0.00	\$1,957,361.37	\$942,638.63
01 GASTOS DE CEREMONIAL	\$2,900,000.00	\$153,745.10	\$481,897.07	\$35,193.25	\$555,888.75	\$727,870.09	\$2,767.11	\$0.00	\$0.00	\$0.00	\$0.00	\$0.00	\$0.00	\$1,957,361.37	\$942,638.63
0 GASTOS DE ORDEN SOCIAL Y CULTURA	\$1,415,000.00	\$9,313.73	\$7,784.90	\$56,444.96	\$37,519.35	\$28,475.75	\$9,971.66	\$0.00	\$0.00	\$0.00	\$0.00	\$0.00	\$0.00	\$149,510.35	\$1,265,489.65
01 GASTOS DE ORDEN SOCIAL Y CULTURA	\$1,415,000.00	\$9,313.73	\$7,784.90	\$56,444.96	\$37,519.35	\$28,475.75	\$9,971.66	\$0.00	\$0.00	\$0.00	\$0.00	\$0.00	\$0.00	\$149,510.35	\$1,265,489.65
0 OTROS SERVICIOS GENERALES	\$294,837.63	\$13,190.16	\$22,724.42	\$13,406.00	\$15,703.73	\$9,359.01	\$26,251.04	\$0.00	\$0.00	\$0.00	\$0.00	\$0.00	\$0.00	\$100,634.36	\$194,203.27
0 IMPUESTOS Y DERECHOS	\$15,000.00	\$0.00	\$7,273.00	\$0.00	\$749.00	\$0.00	\$0.00	\$0.00	\$0.00	\$0.00	\$0.00	\$0.00	\$0.00	\$8,022.00	\$6,978.00
02 OTROS IMPUESTOS Y DERECHOS	\$15,000.00	\$0.00	\$7,273.00	\$0.00	\$749.00	\$0.00	\$0.00	\$0.00	\$0.00	\$0.00	\$0.00	\$0.00	\$0.00	\$8,022.00	\$6,978.00
0 PENAS, MULTAS, ACCESORIOS Y ACTU/	\$7,000.00	\$0.00	\$0.00	\$0.00	\$0.00	\$0.00	\$0.00	\$0.00	\$0.00	\$0.00	\$0.00	\$0.00	\$0.00	\$0.00	\$7,000.00
01 PENAS, MULTAS, ACCESORIOS Y ACTU/	\$7,000.00	\$0.00	\$0.00	\$0.00	\$0.00	\$0.00	\$0.00	\$0.00	\$0.00	\$0.00	\$0.00	\$0.00	\$0.00	\$0.00	\$7,000.00
0 OTROS SERVICIOS GENERALES	\$272,837.63	\$13,190.16	\$15,451.42	\$13,406.00	\$14,954.73	\$9,359.01	\$26,251.04	\$0.00	\$0.00	\$0.00	\$0.00	\$0.00	\$0.00	\$92,612.36	\$180,225.27
01 SERVICIOS DE ALIMENTACIÓN	\$272,837.63	\$13,190.16	\$15,451.42	\$13,406.00	\$14,954.73	\$9,359.01	\$26,251.04	\$0.00	\$0.00	\$0.00	\$0.00	\$0.00	\$0.00	\$92,612.36	\$180,225.27
000 TRANSFERENCIAS, ASIGNACIONES	\$4,695,926.81	\$84,166.69	\$188,735.66	\$629,700.96	\$214,174.22	\$145,594.34	\$475,924.66	\$0.00	\$0.00	\$0.00	\$0.00	\$0.00	\$0.00	\$1,738,296.53	\$2,957,630.28
000 AYUDAS SOCIALES	\$4,695,926.81	\$84,166.69	\$188,735.66	\$629,700.96	\$214,174.22	\$145,594.34	\$475,924.66	\$0.00	\$0.00	\$0.00	\$0.00	\$0.00	\$0.00	\$1,738,296.53	\$2,957,630.28
100 Ayudas sociales a personas	\$3,923,926.81	\$65,556.25	\$169,018.56	\$605,037.20	\$165,356.18	\$138,405.70	\$451,731.91	\$0.00	\$0.00	\$0.00	\$0.00	\$0.00	\$0.00	\$1,595,105.80	\$2,328,821.01
101 AUXILIO A PERSONAS U HOGARES	\$2,502,926.81	\$40,956.25	\$75,263.16	\$374,960.29	\$133,156.18	\$88,026.66	\$335,738.29	\$0.00	\$0.00	\$0.00	\$0.00	\$0.00	\$0.00	\$1,048,100.83	\$1,454,825.98
102 AYUDAS ESPECIALES A PERSONAS U H	\$1,005,000.00	\$8,400.00	\$62,555.40	\$199,176.91	\$23,200.00	\$29,779.04	\$85,393.62	\$0.00	\$0.00	\$0.00	\$0.00	\$0.00	\$0.00	\$408,504.97	\$596,495.03
104 APOYO A VOLUNTARIOS QUE PARTICIP	\$416,000.00	\$16,200.00	\$31,200.00	\$30,900.00	\$9,000.00	\$20,600.00	\$30,600.00	\$0.00	\$0.00	\$0.00	\$0.00	\$0.00	\$0.00	\$138,500.00	\$277,500.00
300 Ayudas sociales a instituciones de enseñan	\$615,000.00	\$18,610.44	\$19,717.10	\$14,568.32	\$43,184.04	\$7,188.64	\$24,192.75	\$0.00	\$0.00	\$0.00	\$0.00	\$0.00	\$0.00	\$127,461.29	\$487,538.71
301 AYUDAS SOCIALES A INSTITUCIONES D	\$615,000.00	\$18,610.44	\$19,717.10	\$14,568.32	\$43,184.04	\$7,188.64	\$24,192.75	\$0.00	\$0.00	\$0.00	\$0.00	\$0.00	\$0.00	\$127,461.29	\$487,538.71



**SISTEMA MUNICIPAL DIF BAHÍA DE BANDERAS
ESTADO DE NAYARIT**

Analítico Mensual de Egresos Devengados por Capítulo del Gasto al 30/jun./2023

(Cuentas con Movimientos)

(Cifras en pesos y centavos)

Fecha y 06/jul./2023

hora de Impresión 12:04 p. m.

rr: ANA CELIA
rpt: rptAnalíticoPresupuestoEgresos

Item	Objeto del Gasto	Presupuesto Vigente	Ene	Feb	Mar	Abr	May	Jun	Jul	Ago	Sep	Oct	Nov	Dic	Total	Diferencia (Vigente - Total)
0	Ayudas sociales a instituciones sin fines de	\$77,000.00	\$0.00	\$0.00	\$10,095.44	\$5,634.00	\$0.00	\$0.00	\$0.00	\$0.00	\$0.00	\$0.00	\$0.00	\$0.00	\$15,729.44	\$61,270.56
1	AYUDAS SOCIALES A INSTITUCIONES SI	\$77,000.00	\$0.00	\$0.00	\$10,095.44	\$5,634.00	\$0.00	\$0.00	\$0.00	\$0.00	\$0.00	\$0.00	\$0.00	\$0.00	\$15,729.44	\$61,270.56
0	Ayudas por desastres naturales y otros sini	\$80,000.00	\$0.00	\$0.00	\$0.00	\$0.00	\$0.00	\$0.00	\$0.00	\$0.00	\$0.00	\$0.00	\$0.00	\$0.00	\$0.00	\$80,000.00
1	AYUDAS POR DESASTRES NATURALES	\$80,000.00	\$0.00	\$0.00	\$0.00	\$0.00	\$0.00	\$0.00	\$0.00	\$0.00	\$0.00	\$0.00	\$0.00	\$0.00	\$0.00	\$80,000.00
0	BIENES MUEBLES, INMUEBLES E IN	\$3,613,500.00	\$208,152.02	\$50,905.01	\$63,255.95	\$38,198.44	\$905,315.52	\$129,792.87	\$0.00	\$0.00	\$0.00	\$0.00	\$0.00	\$0.00	\$1,395,617.81	\$2,217,882.19
0	MOBILIARIO Y EQUIPO DE ADMINISTRAC	\$1,146,000.00	\$37,635.23	\$31,235.01	\$44,057.00	\$16,800.00	\$58,415.52	\$39,098.02	\$0.00	\$0.00	\$0.00	\$0.00	\$0.00	\$0.00	\$227,240.78	\$918,759.22
0	Muebles de oficina y estantería	\$258,000.00	\$0.00	\$0.00	\$0.00	\$0.00	\$0.00	\$0.00	\$0.00	\$0.00	\$0.00	\$0.00	\$0.00	\$0.00	\$0.00	\$258,000.00
15	EQUIPO ELÉCTRICO PARA OFICINAS	\$25,000.00	\$0.00	\$0.00	\$0.00	\$0.00	\$0.00	\$0.00	\$0.00	\$0.00	\$0.00	\$0.00	\$0.00	\$0.00	\$0.00	\$25,000.00
17	MOBILIARIO Y EQUIPO	\$233,000.00	\$0.00	\$0.00	\$0.00	\$0.00	\$0.00	\$0.00	\$0.00	\$0.00	\$0.00	\$0.00	\$0.00	\$0.00	\$0.00	\$233,000.00
10	Muebles, excepto de oficina y estantería	\$70,000.00	\$0.00	\$0.00	\$0.00	\$0.00	\$0.00	\$0.00	\$0.00	\$0.00	\$0.00	\$0.00	\$0.00	\$0.00	\$0.00	\$70,000.00
11	MUEBLES, EXCEPTO DE OFICINA Y EST,	\$70,000.00	\$0.00	\$0.00	\$0.00	\$0.00	\$0.00	\$0.00	\$0.00	\$0.00	\$0.00	\$0.00	\$0.00	\$0.00	\$0.00	\$70,000.00
10	Equipo de cómputo y de tecnologías de la it	\$341,000.00	\$3,458.13	\$18,515.01	\$44,057.00	\$0.00	\$31,415.52	\$19,198.02	\$0.00	\$0.00	\$0.00	\$0.00	\$0.00	\$0.00	\$116,643.68	\$224,356.32
13	EQUIPO DE COMPUTACIÓN	\$331,000.00	\$3,458.13	\$18,515.01	\$44,057.00	\$0.00	\$31,415.52	\$19,198.02	\$0.00	\$0.00	\$0.00	\$0.00	\$0.00	\$0.00	\$116,643.68	\$214,356.32
14	MOBILIARIO Y EQUIPO DE CÓMPUTO	\$10,000.00	\$0.00	\$0.00	\$0.00	\$0.00	\$0.00	\$0.00	\$0.00	\$0.00	\$0.00	\$0.00	\$0.00	\$0.00	\$0.00	\$10,000.00
10	Otros mobiliarios y equipos de administrac	\$477,000.00	\$34,177.10	\$12,720.00	\$0.00	\$16,800.00	\$27,000.00	\$19,900.00	\$0.00	\$0.00	\$0.00	\$0.00	\$0.00	\$0.00	\$110,597.10	\$366,402.90
11	OTROS EQUIPOS DE COMUNICACIÓN	\$57,000.00	\$0.00	\$0.00	\$0.00	\$0.00	\$0.00	\$0.00	\$0.00	\$0.00	\$0.00	\$0.00	\$0.00	\$0.00	\$0.00	\$57,000.00
13	OTROS EQUIPOS DE MANTENIMIENTO Y	\$25,000.00	\$0.00	\$0.00	\$0.00	\$0.00	\$0.00	\$0.00	\$0.00	\$0.00	\$0.00	\$0.00	\$0.00	\$0.00	\$0.00	\$25,000.00
16	OTROS EQUIPOS DE CARÁCTER COMEI	\$142,000.00	\$26,500.00	\$0.00	\$0.00	\$0.00	\$0.00	\$0.00	\$0.00	\$0.00	\$0.00	\$0.00	\$0.00	\$0.00	\$26,500.00	\$115,500.00
17	OTROS EQUIPOS Y HERRAMIENTAS	\$10,000.00	\$0.00	\$0.00	\$0.00	\$0.00	\$0.00	\$0.00	\$0.00	\$0.00	\$0.00	\$0.00	\$0.00	\$0.00	\$0.00	\$10,000.00
08	OTRO MOBILIARIO Y EQUIPO	\$243,000.00	\$7,677.10	\$12,720.00	\$0.00	\$16,800.00	\$27,000.00	\$19,900.00	\$0.00	\$0.00	\$0.00	\$0.00	\$0.00	\$0.00	\$84,097.10	\$158,902.90
00	MOBILIARIO Y EQUIPO EDUCACIONAL Y I	\$384,500.00	\$170,516.79	\$0.00	\$19,198.95	\$5,727.15	\$0.00	\$0.00	\$0.00	\$0.00	\$0.00	\$0.00	\$0.00	\$0.00	\$195,442.89	\$189,057.11
00	Equipos y aparatos audiovisuales	\$96,500.00	\$0.00	\$0.00	\$19,198.95	\$0.00	\$0.00	\$0.00	\$0.00	\$0.00	\$0.00	\$0.00	\$0.00	\$0.00	\$19,198.95	\$77,301.05
01	EQUIPOS Y APARATOS AUDIOVISUALES	\$96,500.00	\$0.00	\$0.00	\$19,198.95	\$0.00	\$0.00	\$0.00	\$0.00	\$0.00	\$0.00	\$0.00	\$0.00	\$0.00	\$19,198.95	\$77,301.05
00	Cámaras fotográficas y de video	\$200,000.00	\$170,516.79	\$0.00	\$0.00	\$0.00	\$0.00	\$0.00	\$0.00	\$0.00	\$0.00	\$0.00	\$0.00	\$0.00	\$170,516.79	\$29,483.21
01	CÁMARAS FOTOGRAFICAS Y DE VIDEO	\$200,000.00	\$170,516.79	\$0.00	\$0.00	\$0.00	\$0.00	\$0.00	\$0.00	\$0.00	\$0.00	\$0.00	\$0.00	\$0.00	\$170,516.79	\$29,483.21
00	Otro mobiliario y equipo educacional y recre	\$68,000.00	\$0.00	\$0.00	\$0.00	\$5,727.15	\$0.00	\$0.00	\$0.00	\$0.00	\$0.00	\$0.00	\$0.00	\$0.00	\$5,727.15	\$62,272.85
101	OTRO MOBILIARIO Y EQUIPO EDUCACIC	\$68,000.00	\$0.00	\$0.00	\$0.00	\$5,727.15	\$0.00	\$0.00	\$0.00	\$0.00	\$0.00	\$0.00	\$0.00	\$0.00	\$5,727.15	\$62,272.85
100	EQUIPO E INSTRUMENTAL MEDICO Y DE	\$183,000.00	\$0.00	\$19,670.00	\$0.00	\$0.00	\$0.00	\$4,617.25	\$0.00	\$0.00	\$0.00	\$0.00	\$0.00	\$0.00	\$24,287.25	\$158,712.75
00	Equipo médico y de laboratorio	\$83,000.00	\$0.00	\$19,670.00	\$0.00	\$0.00	\$0.00	\$0.00	\$0.00	\$0.00	\$0.00	\$0.00	\$0.00	\$0.00	\$19,670.00	\$63,330.00
102	EQUIPO MÉDICO Y DE LABORATORIO	\$83,000.00	\$0.00	\$19,670.00	\$0.00	\$0.00	\$0.00	\$0.00	\$0.00	\$0.00	\$0.00	\$0.00	\$0.00	\$0.00	\$19,670.00	\$63,330.00
200	Instrumental médico y de laboratorio	\$100,000.00	\$0.00	\$0.00	\$0.00	\$0.00	\$0.00	\$4,617.25	\$0.00	\$0.00	\$0.00	\$0.00	\$0.00	\$0.00	\$4,617.25	\$95,382.75
201	APARATOS E INSTRUMENTOS DE LABOI	\$80,000.00	\$0.00	\$0.00	\$0.00	\$0.00	\$0.00	\$0.00	\$0.00	\$0.00	\$0.00	\$0.00	\$0.00	\$0.00	\$0.00	\$80,000.00
202	INSTRUMENTAL MÉDICO Y DE LABORAT	\$20,000.00	\$0.00	\$0.00	\$0.00	\$0.00	\$0.00	\$4,617.25	\$0.00	\$0.00	\$0.00	\$0.00	\$0.00	\$0.00	\$4,617.25	\$15,382.75
100	VEHICULOS Y EQUIPO DE TRANSPORTE	\$1,750,000.00	\$0.00	\$0.00	\$0.00	\$0.00	\$846,900.00	\$0.00	\$0.00	\$0.00	\$0.00	\$0.00	\$0.00	\$0.00	\$846,900.00	\$903,100.00
100	Vehículos y equipo terrestre	\$1,750,000.00	\$0.00	\$0.00	\$0.00	\$0.00	\$846,900.00	\$0.00	\$0.00	\$0.00	\$0.00	\$0.00	\$0.00	\$0.00	\$846,900.00	\$903,100.00
101	VEHICULOS Y EQUIPO TERRESTRE	\$1,750,000.00	\$0.00	\$0.00	\$0.00	\$0.00	\$846,900.00	\$0.00	\$0.00	\$0.00	\$0.00	\$0.00	\$0.00	\$0.00	\$846,900.00	\$903,100.00
000	MAQUINARIA, OTROS EQUIPOS Y HERRA	\$170,000.00	\$0.00	\$0.00	\$0.00	\$15,669.29	\$0.00	\$86,077.60	\$0.00	\$0.00	\$0.00	\$0.00	\$0.00	\$0.00	\$101,746.89	\$68,253.11
200	Maquinaria y equipo industrial	\$20,000.00	\$0.00	\$0.00	\$0.00	\$0.00	\$0.00	\$0.00	\$0.00	\$0.00	\$0.00	\$0.00	\$0.00	\$0.00	\$0.00	\$20,000.00
206	MAQUINARIA, EQUIPO Y HERRAMIENTA:	\$20,000.00	\$0.00	\$0.00	\$0.00	\$0.00	\$0.00	\$0.00	\$0.00	\$0.00	\$0.00	\$0.00	\$0.00	\$0.00	\$0.00	\$20,000.00
500	Equipo de comunicación y telecomunicaci	\$135,000.00	\$0.00	\$0.00	\$0.00	\$15,669.29	\$0.00	\$86,077.60	\$0.00	\$0.00	\$0.00	\$0.00	\$0.00	\$0.00	\$101,746.89	\$33,253.11



ir: ANA CELIA
 ip: rptAnaliticoPresupuestoEgresos

SISTEMA MUNICIPAL DIF BAHÍA DE BANDERAS
ESTADO DE NAYARIT
Análisis Mensual de Egresos Devengados por Capitulo del Gasto al 30/jun./2023
(Cuentas con Movimientos)
 (Cifras en pesos y centavos)

Fecha y | 06/jul./2023
 hora de Impresión | 12:04 p. m.

Objeto del Gasto	Presupuesto Vigente	Ene	Feb	Mar	Abr	May	Jun	Jul	Ago	Sep	Oct	Nov	Dic	Total	Diferencia (Vigente - Total)
1 APARATOS E INSTRUMENTOS DE COML	\$78,000.00	\$0.00	\$0.00	\$0.00	\$0.00	\$0.00	\$70,000.00	\$0.00	\$0.00	\$0.00	\$0.00	\$0.00	\$0.00	\$70,000.00	\$8,000.00
2 EQUIPO DE COMUNICACIÓN	\$57,000.00	\$0.00	\$0.00	\$0.00	\$15,669.29	\$0.00	\$16,077.60	\$0.00	\$0.00	\$0.00	\$0.00	\$0.00	\$0.00	\$31,746.89	\$25,253.11
0 Equipos de generación eléctrica, aparatos y	\$15,000.00	\$0.00	\$0.00	\$0.00	\$0.00	\$0.00	\$0.00	\$0.00	\$0.00	\$0.00	\$0.00	\$0.00	\$0.00	\$0.00	\$15,000.00
4 EQUIPOS, APARATOS Y ACCESORIOS E	\$15,000.00	\$0.00	\$0.00	\$0.00	\$0.00	\$0.00	\$0.00	\$0.00	\$0.00	\$0.00	\$0.00	\$0.00	\$0.00	\$0.00	\$15,000.00
Total	\$58,000,000.00	\$3,405,292.03	\$3,702,724.34	\$4,066,294.76	\$3,674,534.09	\$4,632,630.02	\$5,013,138.05	\$0.00	\$0.00	\$0.00	\$0.00	\$0.00	\$0.00	\$24,494,613.29	\$33,505,386.71

 DR. GERALDO CERVANTES GONZALEZ
 DIRECTOR GENERAL

 LCP. JOSE OSCAR SANCHEZ GONZALEZ
 ADMINISTRADOR